




# Transportation of Commodities

## Field



*Soybean avg 42.5 bu / acre*

*Corn avg 150 bu / acre*

## Harvester



*250 – 400 bu*

## Grain Cart



*450 – 1,500 bu*

## Semi Trailer




*950 bu*

## Farm Grain Bin




*15,000 – 50,000 bu*

## Commercial Grain Bin



*750,000 bu*

## Cargo Container



*900 – 1,000 bu*

## Railroad Car



*3,500 – 4,000 bu*

*100 car unit*

*350,000 – 400,000 bu*

## River Barge



*50,000 bu*

*15 barge tow*

*787,500 – 850,000 bu*

1 bushel of corn = 56 lbs  
1 bushel of soybean = 60 lbs  
1 bushel = 8 gal = 2,150.42 cu in  
1 ton = 2,000 lbs = 907.18474 kg

visit <http://GrowNextGen.org>

Funded By the Ohio Soybean Council through  
Education Projects & Partnerships LLC.



**Ohio Soybean Farmers**

*Sustaining Life. Respecting Nature.*